



Special Scenic Spot Ritsurin Garden

A representative Japanese garden that follows history and the beauty of the four seasons

1-20-16 Ritsrin-cho, Takamatsu
087-833-7411 (Kagawa Prefecture
Ritsurin Tourism Office)
<http://ritsuringarden.jp/>



Introduction

In the Edo period, the rulers of Takamatsu spent more than 100 years building this famous garden. It is a national Special Scenic Spot (particularly important cultural heritage), and it is well-regarded abroad as well.

The expansive garden has many landscape vistas to see. For example, there are 6 ponds that have beautifully incorporated the surrounding natural environment, the beautiful Sori-bashi bridge, 1,400 magnificent pine trees and a mound that has been created to look like Mt Fuji, one of the symbols of Japan. Wander around freely taking in all the wonderful sites in this splendid garden.


There are many historical buildings to see as well – the Sanuki Handicrafts Center, which displays laquerware and pottery; the Commercial Promotion Center, which can be rented out for receptions and other events; and the Kikugetsu-tei, which is an Edo period tea house where you can enjoy matcha green tea and lunch (reservation required). The garden is also very popular as a viewing place for the spring cherry blossoms and the autumn foliage. During these seasonal periods, the park is lit up at night.


Map Info


Lat 34.330496 Lon 134.044366

The location can be checked on a map online by entering the lat-lon coordinates into a smart phone connected to the Internet.


Access and Main Routes


 JR Ritsurin Garden North Exit Station
5 minutes from JR Takamatsu Station on the Kotoku Line. Approx. 3 minute walk from JR Ritsurin


 Takamatsu Center IC
Approx. 15 minutes from Takamatsu Center IC by car


 Takamatsu Airport
Airport Limousine Bus available
Approx. 25 minutes from Takamatsu Airport to Ritsurin Garden

Facility Info

 7:00-17:00
(varies by season)

 No holidays

 Adult 410 JPY, Elementary/middle school child 170 JPY, child below elementary school free * January 1, March 16 (Park Opening Day) are free

 Prefecture managed parking lot available (paid) * Can accommodate 13 large buses

 Available inside park

 Free Wifi: Available

 Multilingual Tools: Pamphlet (English, Chinese, Korean, German, French, Spanish), signage (English), Website (English, Chinese), Reception (English, Chinese, Korean, Spanish * volunteer guide)

Time Required Approx. 60 minutes

Recommended Year-round

Indoor/Outdoor Outdoor (partially indoor)

Ref

Nearby Facilities

Garden Café Ritsurin TAK-cafe001 / Ueharaya Main Branch TAK—udon002 / Harrows Ritsurin Garden Branch TAK-mark002